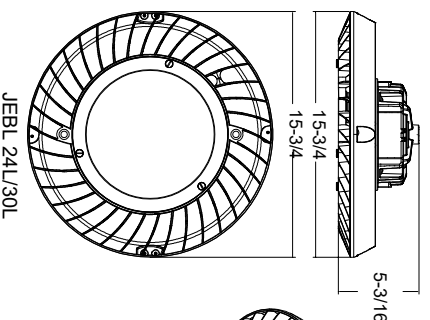
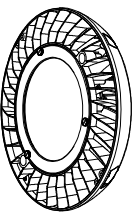
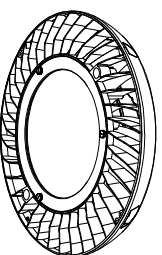


JEBL 12L/18L



JEBL 24L/30L



LUMINAIRE REQUIREMENTS:

1. CONSTRUCTION: STANDARD AND NARROW HOUSING OPTIONS. HIGH AMBIENT OPTIONS UP TO 131°F (55°C). WIRE GUARD OPTION.
2. OPTICS: 0.16" THICK CLEAR TEMPERED GLASS LENS. 120° BEAM SPREAD.
3. LUMENS: 12,000 TO 30,000 AVAILABLE.
4. ELECTRICAL: 120-480V, MVOLT, HVOLT. 4000K, 5000K; 80 CRI (STANDARD). 6KV SURGE PROTECTION. L90 AT 54,000 HOURS. SUITABLE FOR 50/60 Hz.
5. MOUNTING: EYEBOLT (STANDARD), PENDANT WITH $\frac{3}{4}$ " ADAPTER INSTALLED.
6. CONTROLS: DIMMING AND NON-DIMMING MOTION SENSORS, XPOINT WIRELESS NETWORK CONTROLS, NLIGHT AIR WIRELESS CONTROLS.
7. LISTINGS: WET LOCATION, IP65 RATED.
8. WARRANTY: 5-YEAR LIMITED WARRANTY.

DETAIL BASED ON LITHONIA LIGHTING "JEBL" SERIES

TYPE	LUMENS	LAMP TYPE	INPUT WATTS	VOLTAGE	MOUNTING

LED ROUND HIGHBAY LIGHTING FIXTURE